

From the makers of the **SAM** Splint

SAM[®] Soft Shell Splint



— OR —



SPLINTING. SIMPLIFIED.

sammedical.com



— WITH —



ABOUT ARC™ TECHNOLOGY

The SAM® Soft Shell Splint incorporates the same revolutionary arc™ technology found in the original SAM® Splint. When the splint is formed in the shape of an arc it gains strength. The splint has “O” temper aluminum encased in soft foam. The aluminum core allows the splint to be molded in seconds into a variety of shapes.

THE SAM® SOFT SHELL SPLINT

Strong and malleable like the SAM® Splint, the SAM® Soft Shell Splint is designed for quick—and easy applications. It is ideal for immobilizing sprains, strains and minimally displaced fractures. It can be used post operatively after removal of a surgical cast and can be easily shaped and applied within seconds. The SAM® Soft Shell splint is also comfortable for the patient.

FIRM

— OR —

EXTRA FIRM

Firm and extra-firm ends allow different levels of resistance to motion, according to needs. The skin-contact surface is covered with an absorbent-brushed terrycloth fabric for maximum patient comfort. It can be easily removed and re-shaped at anytime. The SAM® Soft Shell Splint is light-weight, inexpensive, and an ideal alternative or temporary solution to rigid splints.

IDEAL FOR

The SAM® Soft Shell Splint is perfect for emergency rooms, doctors offices, occupational health clinics, physical therapy and rehabilitation clinics, sports medicine clinics and homecare.

BENEFITS AND FEATURES

- No resins or plasters
- No water, gloves, scissors or cleanup
- Reduces waste
- Economical
- Radiolucent
- Quickly applied
- Easily remoldable
- Allows exercise without splint removal
- Comfortably soft
- Washable

INSTRUCTIONS

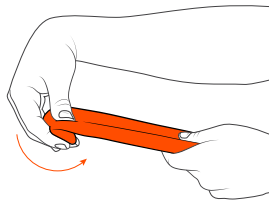
BEFORE YOU BEGIN: Select the degree of wrist support required for your patient. Position the **FIRM** end of the splint for firm support or **EXTRA FIRM** end of the splint for extra firm support. In most applications, use of the **FIRM** end at the wrist is sufficient.

FIRM

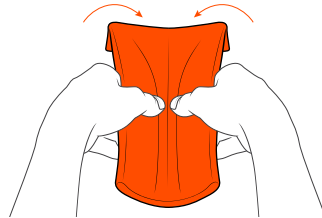
—OR—

EXTRA FIRM

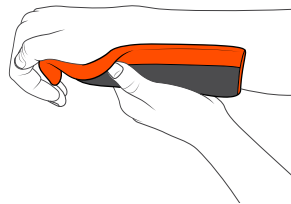
VOLAR / WRIST



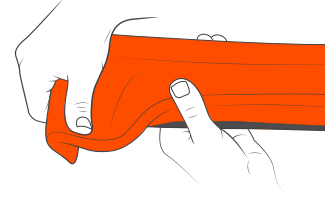
01 Roll the distal or finger tip end of the splint over to provide a comfortable finger rest.



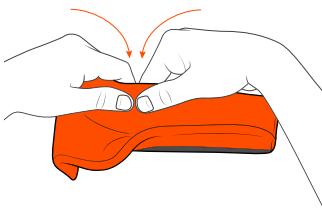
02 Create a C-Curve.



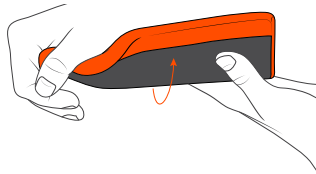
03 Using your own right or left wrist as a template, shape the splint to fit.



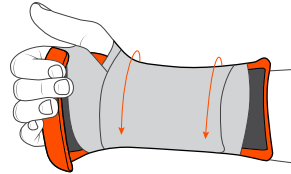
04 Mold a deep curve for the base of the thumb.



05 Fold up the ulnar or little finger edge of the splint to create an ulnar flange. (This markedly increases splint strength)

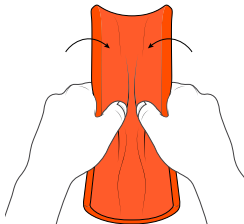


06 Apply to the patient and make fine adjustments as necessary.

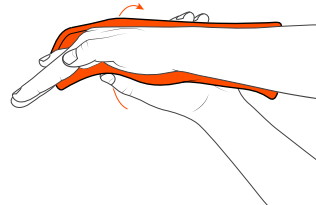


07 Secure with your wrap of choice.

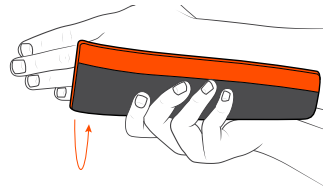
ULNAR GUTTER



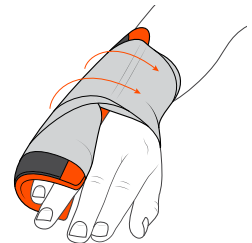
01 Apply a C-Curve.



02 Using the ulnar or little finger side of your own right or left hand and wrist as a template, mold the desired ulnar gutter shape into the selected SAM® Soft Shell Splint.

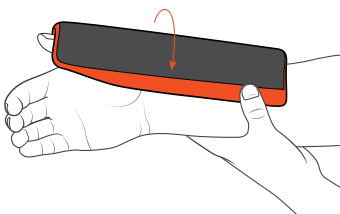


03 Apply to the patient. Make fine adjustments as necessary.

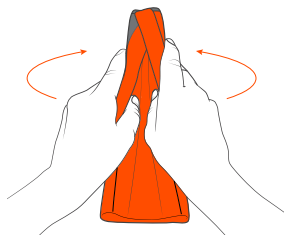


04 Secure with your wrap of choice.

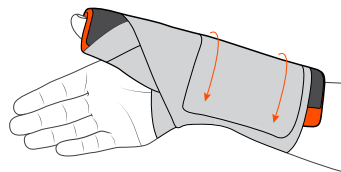
THUMB SPICA



01 Using your own right or left thumb and wrist as a template, mold the thumb spica shape into the SAM® Soft Shell Splint.



02 Create a generous curve for the base of the thumb.



03 Apply to the patient. Make fine adjustments as needed. Secure with your wrap of choice.

USES INCLUDE

- Immobilization of non- or minimally displaced wrist fractures, contusions, and sprains
- Temporary immobilization of fractures after cast removal
- Rehabilitation of ligament and tendon injuries
- Carpal tunnel, repetitive-stress, or cumulative trauma disorders
- Post-operative support after removal of internal/external fixation devices
- Gamekeeper's thumb
- DeQuervain's syndrome
- Nerve palsies
- IV board



Training video available at:
sammedical.com

COMPETITIVE PRODUCT COMPARISON

	SOFT SHELL®	FIBER GLASS	PLASTER	THERMOPLASTIC
Exceptional Comfort	YES	NO	NO	NO
Setting Time Required for Functional Use	NONE	10 - 20 min	10 - 20 min	10 - 20 min
Water Required	NO	YES	YES	NO
Gloves required	NO	YES	YES	YES
Clean-up Required	NO	YES	YES	YES
Re-shape as Needed	YES	NO	NO	NO
Provides Different Levels of Rigidity	YES	NO	NO	NO

HCPCS CODE

Short Arm Splints -

29125 Apply Forearm Splint

Q4051 Splint supplies, miscellaneous (includes thermoplastics, strapping, fasteners, padding and other supplies)



AVAILABLE COLORS

From the makers of the SAM® Splint, SAM® Pelvic Sling II, SAM® Junctional Tourniquet, SAM® Soft Shell Splint, SAM® Chest Seal, ChitoSAM and Blist-O-Ban. Headquartered in Wilsonville, OR, our products are distributed globally in over 60 countries.

SAM
MEDICAL

PART NUMBER	DESCRIPTION	CASE SIZE
SC062470	Multi-size 6-pack 2-9", 2-12", 2-15"	4-6pks/case
SC062470XL	Multi-size XL 6-pack	4-6pks/case
SC121802	15" Soft Shell Splint	20/dispenser
SC121802XL	15" Soft Shell Splint XL	20/case
SC122069	12" Soft Shell Splint	20/dispenser
SC122069XL	12" Soft Shell Splint XL	20/case
SC042668	9" Soft Shell Splint	20/dispenser
SC042668XL	9" Soft Shell Splint XL	20/case
ST052106	Sugar Tong Adult	4/Case
ST052106P	Sugar Tong Pediatric	4/Case

CUSTOMER SERVICE

customerservice@sammedical.com

27350 SW 95th Ave, Ste 3038
Wilsonville, OR 97070 USA

T 503.639.5474 F 503.639.5425

"We exist to measurably improve pre-hospital patient care through the development of innovative solutions to the toughest challenges in the field"

EC REP Emergo Europe, Molenstraat 15, 2513 BH The Hague, The Netherlands